

NRDC- Plastics Research Survey Analysis

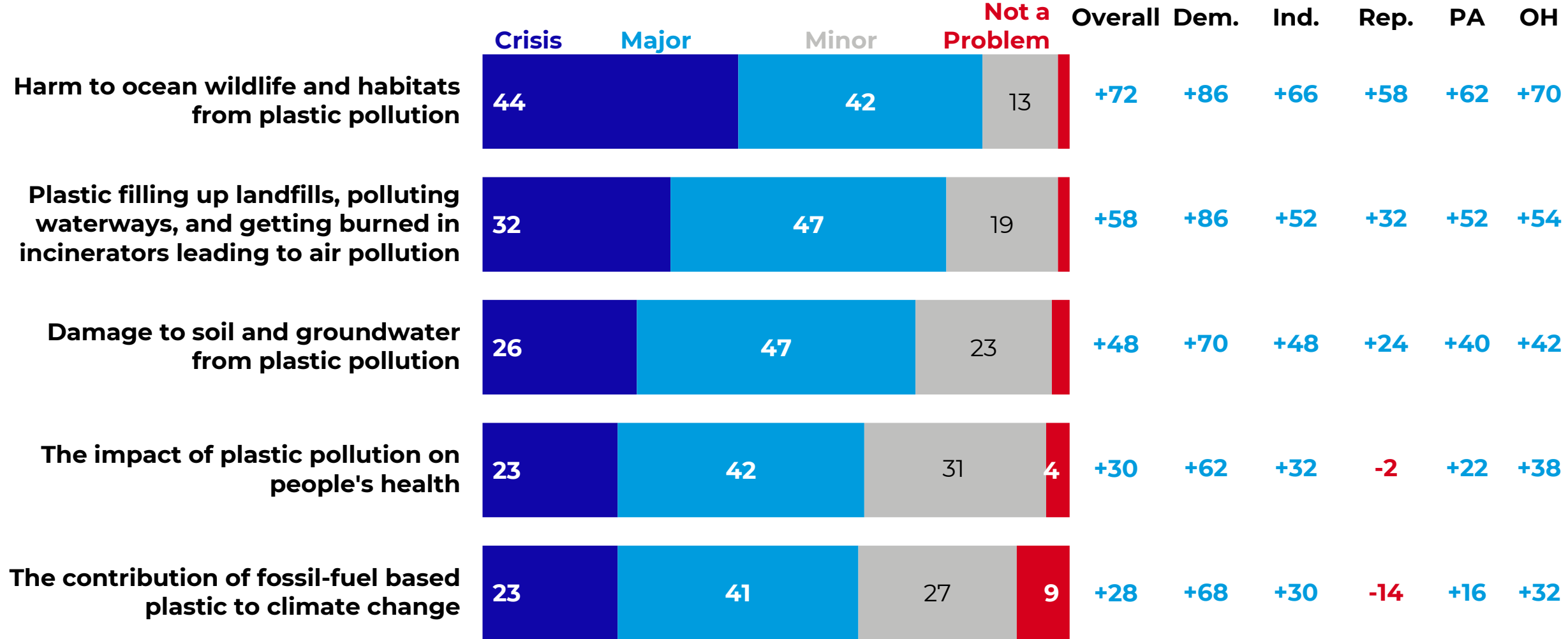


Attitudes toward Plastics

Respondents are very concerned about the impacts of plastic, and particularly concerned about their impact on oceans and wildlife

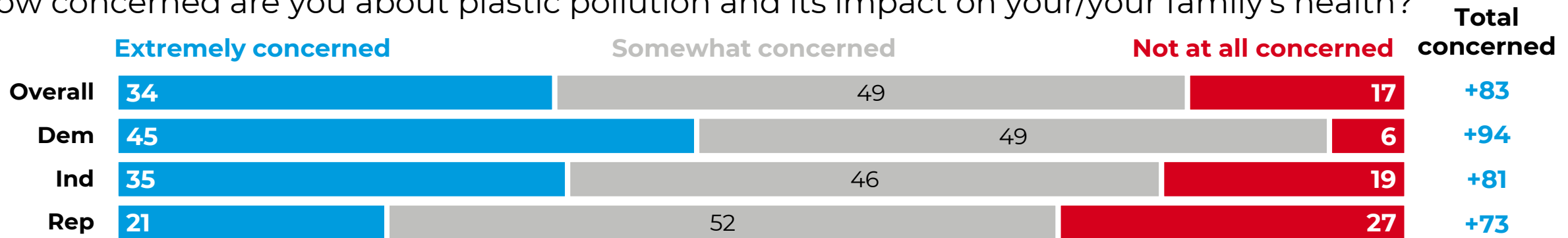
How big of a problem do you think each of the following is?

Net Crisis/Major Problem

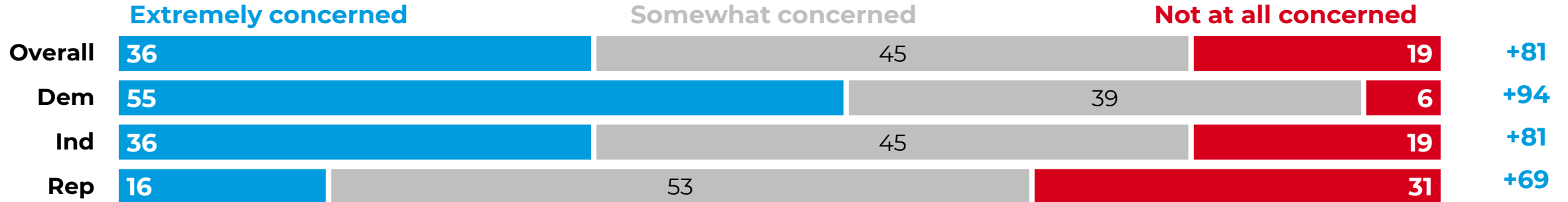


The public shows widespread concern about the impacts of plastic on people's health, the climate, and air and water pollution

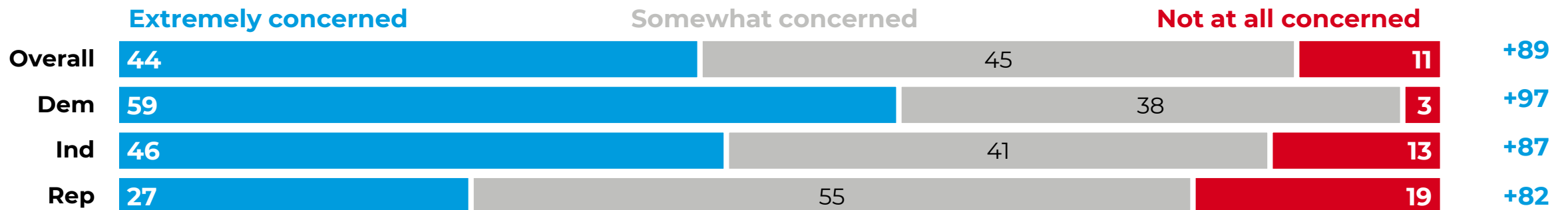
How concerned are you about plastic pollution and its impact on your/your family's health?



How concerned are you about fossil-fuel-based plastic and its contribution to climate change?

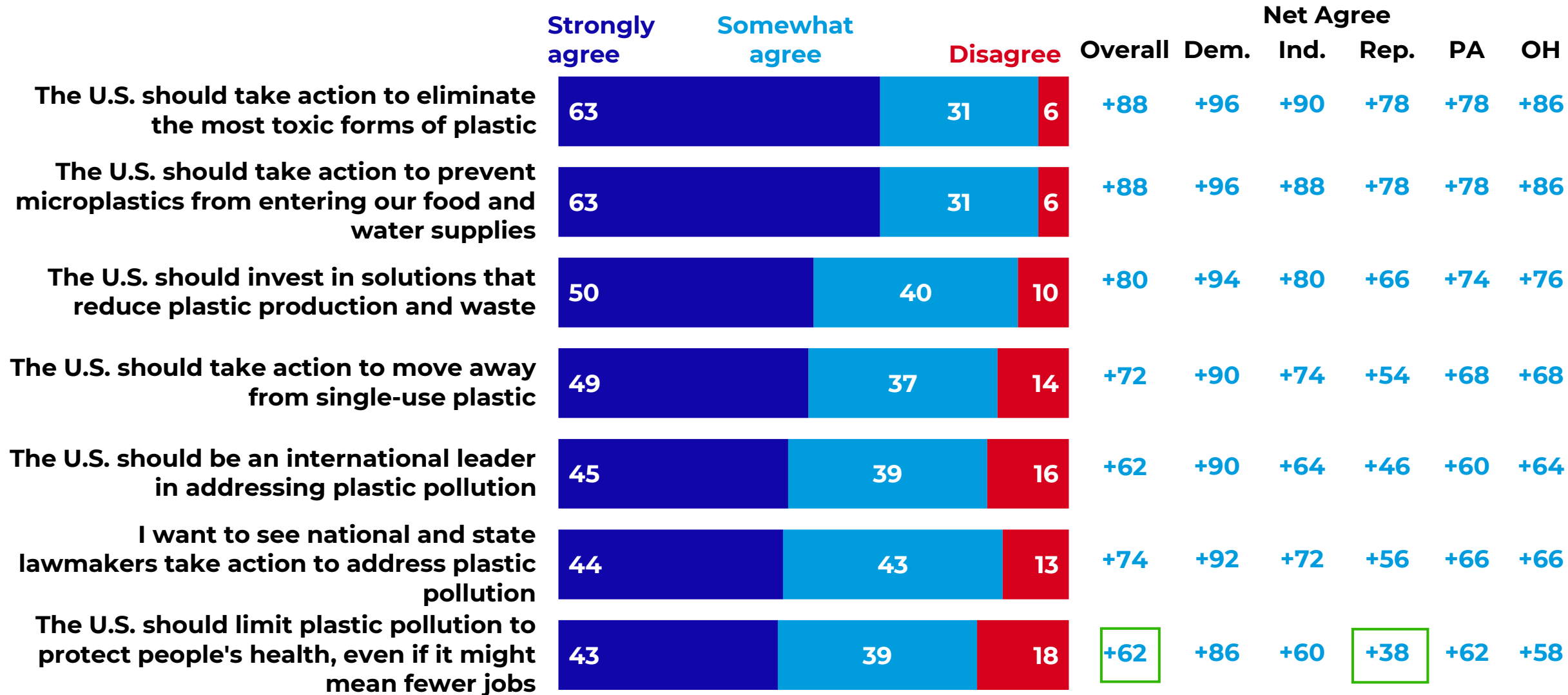


How concerned are you about plastic and its impact on air and water pollution?



The public wants to see government act when it comes to plastics. Even among Republicans, respondents are not deterred by the fewer jobs claim

Statements about Plastic and the Environment – Initial Ask

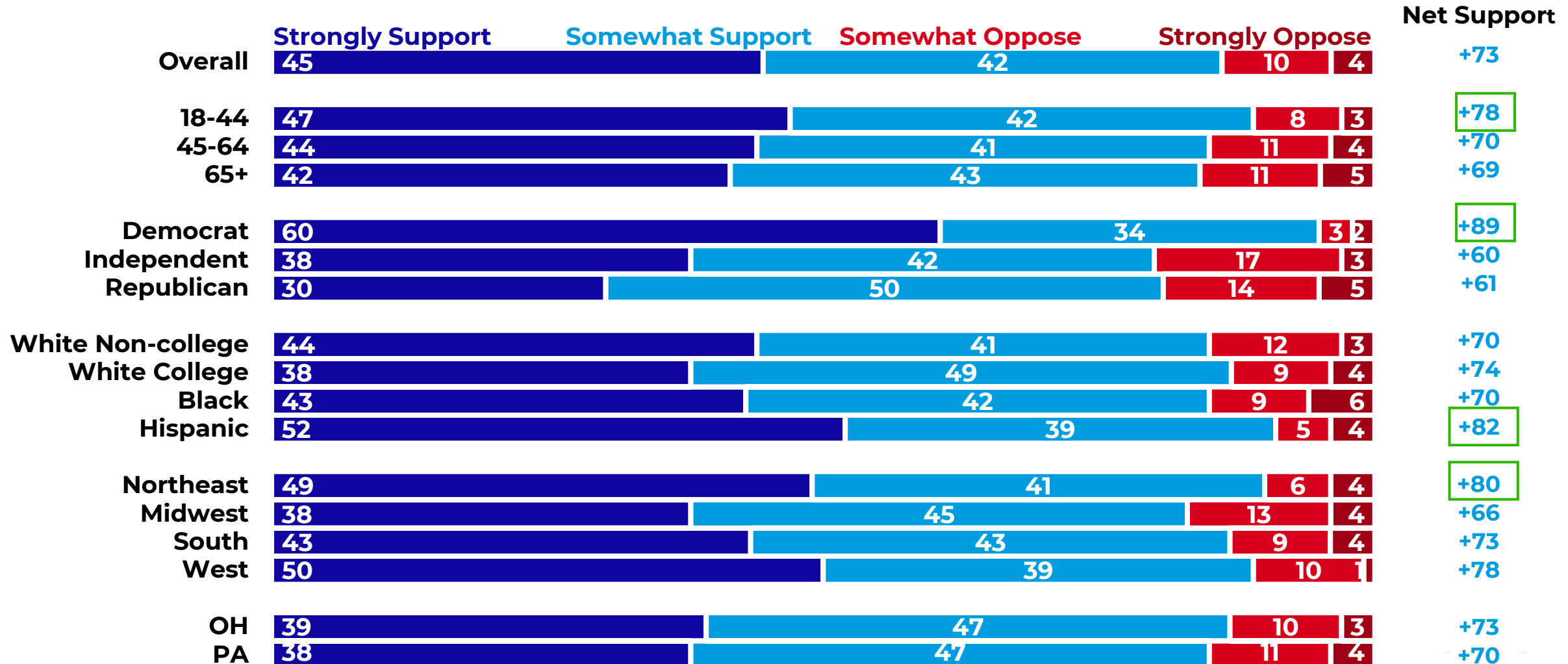




Support for US policy

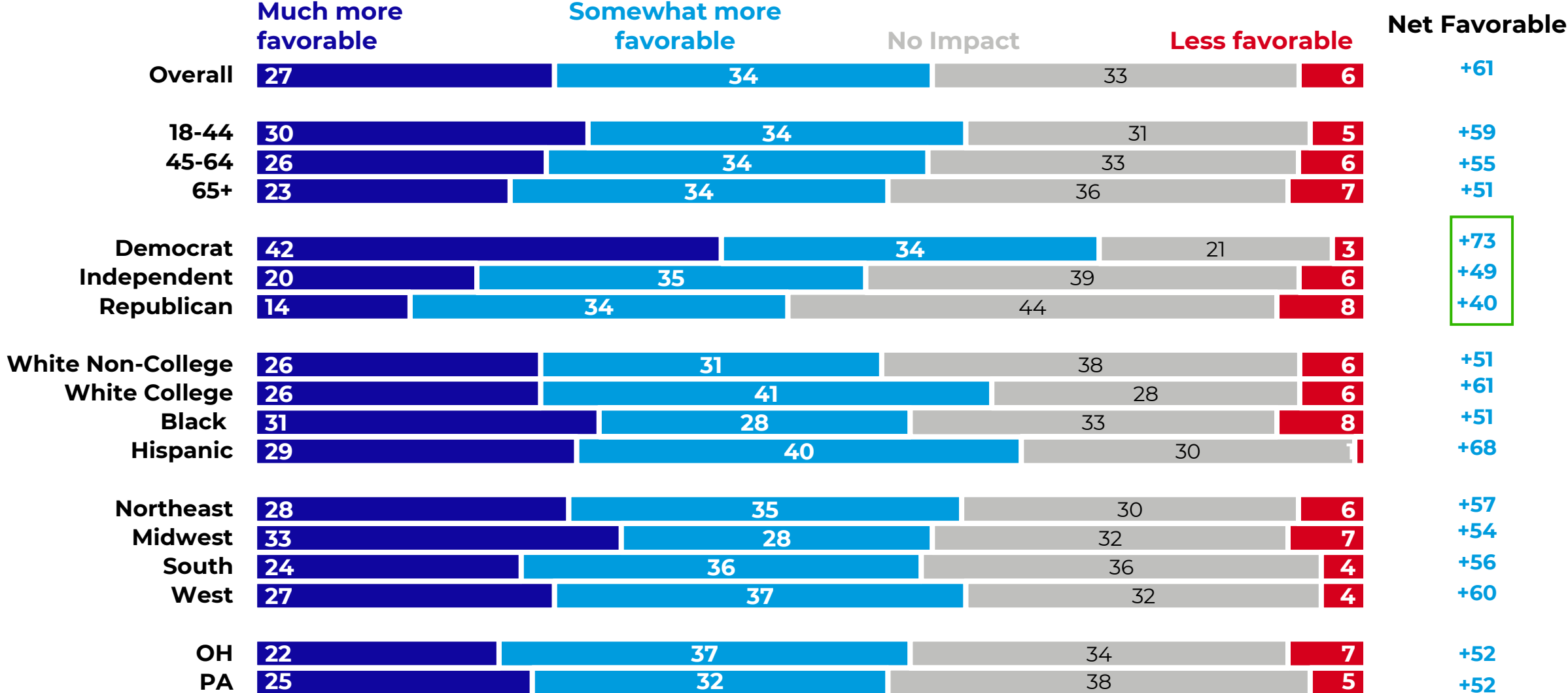
Reducing the production of plastics has near-universal support; Intensity around support is driven by Democrats, Hispanic, and younger respondents

Do you support or oppose measures to reduce the production of plastics?



Respondents showed higher favorability to lawmakers who support measures to reduce plastic production

Would you have a more or less favorable opinion towards a lawmaker who supports measures to reduce the production of plastics?



After messaging, respondents are more likely to support the U.S. as a global leader in addressing plastic pollution and to demand action from lawmakers on the issue

Statements about Plastic and the Environment – Final Ask

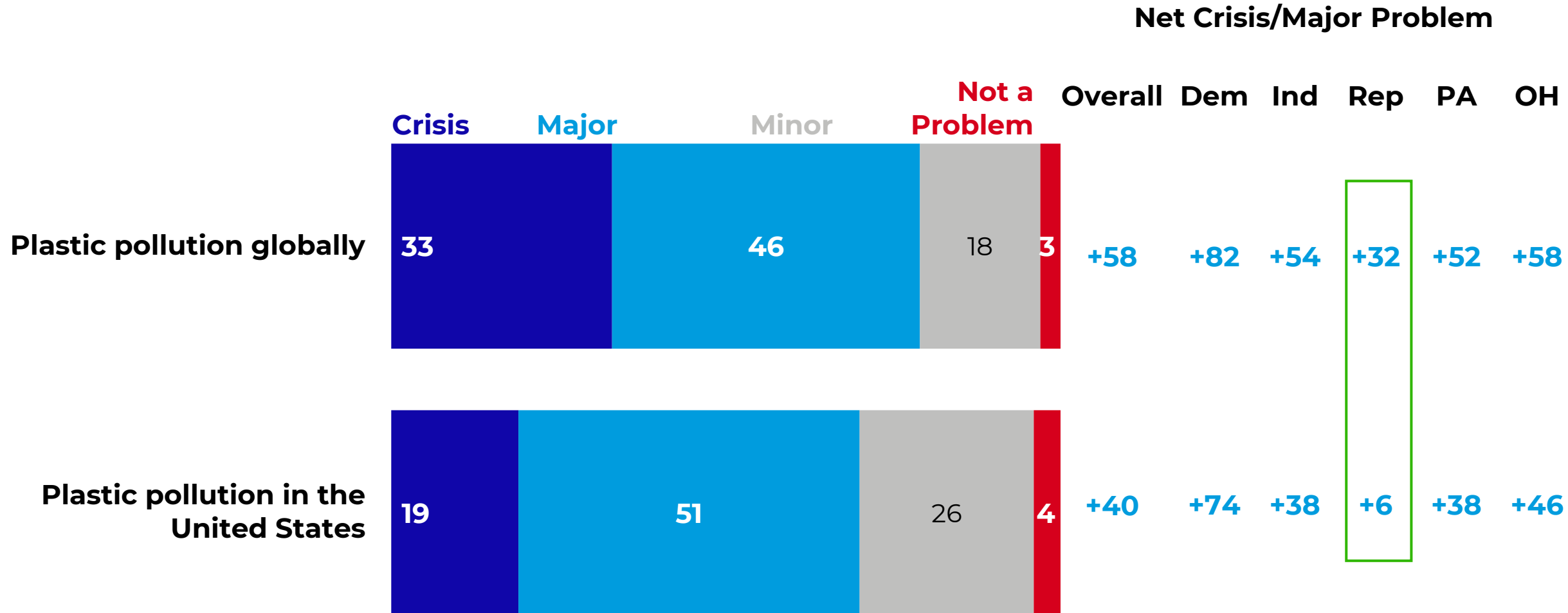
	Strongly agree	Somewhat agree	Disagree	Overall	Final PA	OH	Net Agree			SHIFT Overall
							Overall	Initial PA	OH	
The U.S. should take action to eliminate the most toxic forms of plastic	64	31	5	+90	+82	+86	+88	+82	+86	+2
The U.S. should take action to prevent microplastics from entering our food and water supplies	62	32	6	+88	+80	+86	+88	+78	+86	0
The U.S. should invest in solutions that reduce plastic production and waste	56	35	9	+82	+74	+80	+80	+74	+76	+2
The U.S. should take action to move away from single-use plastic	54	37	9	+82	+72	+74	+72	+68	+68	+10
I want to see national and state lawmakers take action to address plastic pollution	53	36	11	+78	+68	+74	+74	+66	+66	+12
The U.S. should be an international leader in addressing plastic pollution	50	36	14	+72	+68	+72	+68	+60	+64	+4
The U.S. should limit plastic pollution to protect people's health, even if it might mean fewer jobs	51	33	16	+68	+60	+74	+62	+62	+58	+6



Treaty Landscape

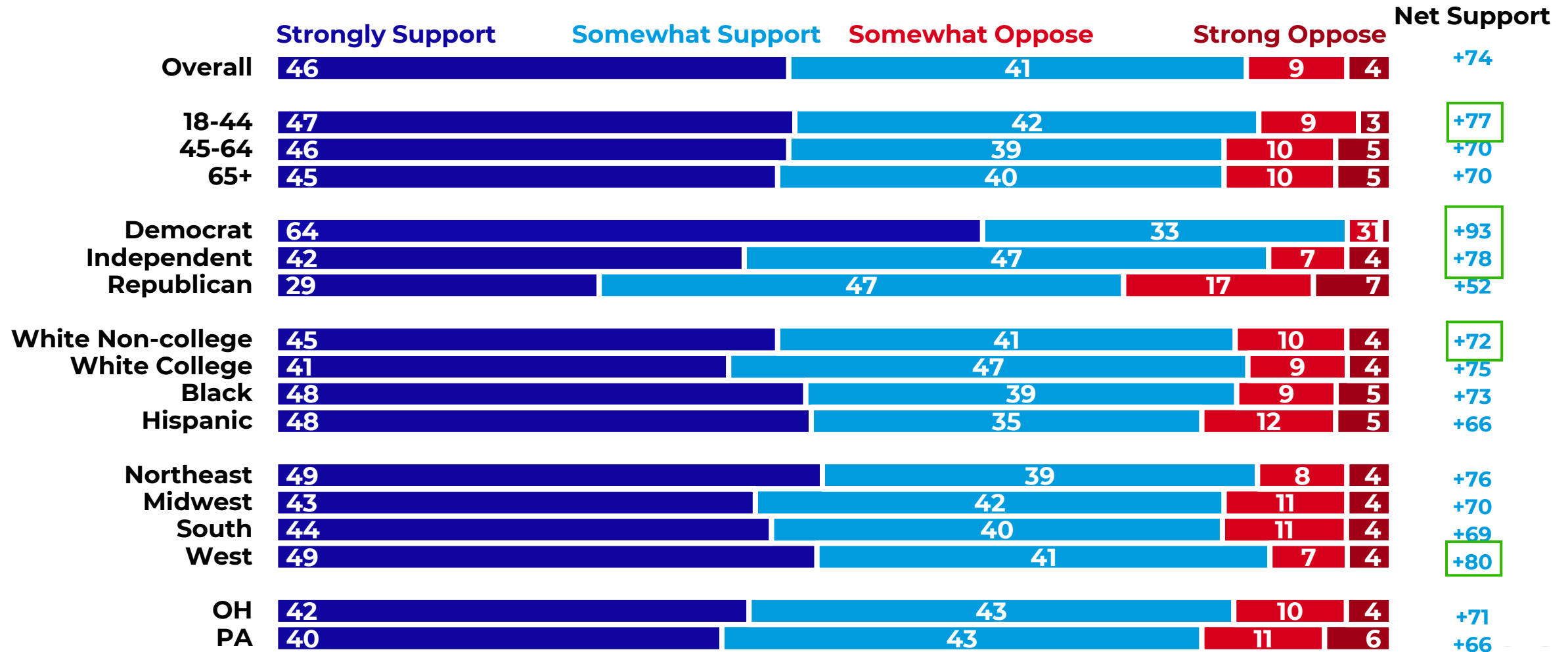
A decisive majority of respondents see plastic pollution as a crisis or major problem, especially when considering its global impacts

How big of a problem do you think each of the following is?



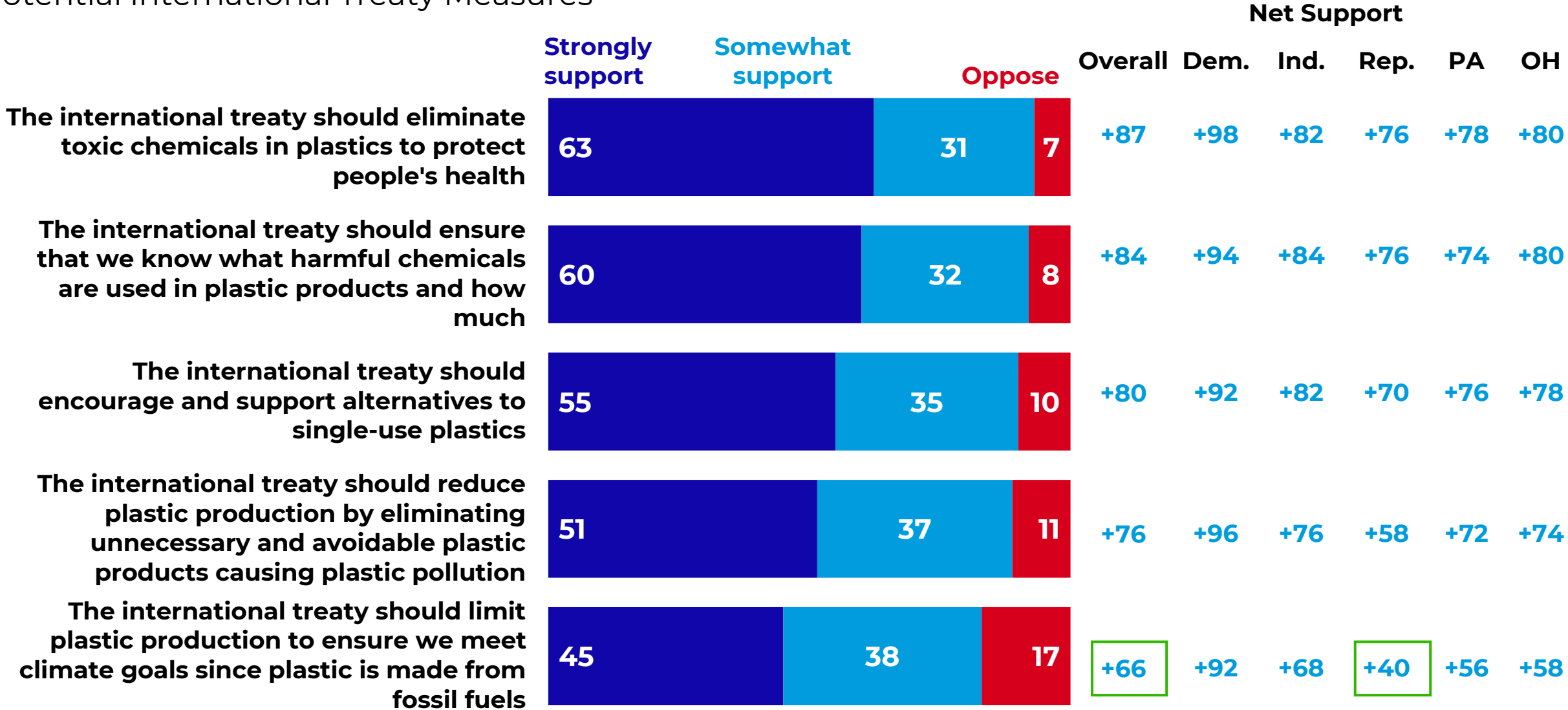
Support for the U.S. joining an international treaty on plastic pollution is high, with Democrats driving intensity

Do you support or oppose the U.S. joining an international treaty on plastic pollution?



Proposed treaty provisions are popular, with respondents prioritizing health and transparency

Potential International Treaty Measures





Conclusions

Conclusions

The public is gravely concerned when it comes to plastics — especially as it relates to the ocean and wildlife, air and water pollution, and their health.

Support for U.S. policies to reduce plastic production is near-universal across the entirety of the political spectrum. This is true even when the public is confronted with opposition messaging designed to decrease support. Support is so strong that a majority support reducing plastic production—even if it means fewer jobs.

The U.S. public overwhelmingly supports the United States joining an international treaty on plastic pollution and a decisive majority want the U.S. to be an international leader in addressing the issue. Public support for the U.S. joining an international treaty on plastic pollution is largely unwavering, remaining sky-high with significant cross-partisan support even after the public is exposed to opposition messaging.

Thank You

New York

Washington, DC

Hartford

Chicago

Denver

Seattle

Appendix

New York

Washington, DC

Hartford

Chicago

Denver

Seattle

Methodology

Respondents

Global Strategy Group conducted an online survey of **1,608 registered voters nationwide with additional oversamples in both Ohio and Pennsylvania** between March 20th and 26th, 2024.

This includes a base sample of 1003 interviews nationwide and oversamples of the following groups:

- 300 registered voters in Pennsylvania resulting in a total of 348 interviews.
- 300 registered voters in Ohio resulting in a total of 339 interviews

Margin of error

The margin of error at the 95% confidence level is +/- 3.1%.

The margin of error on sub-samples is +/- 5.3%.

Demographics of the 2024 Electorate

Gender	National	PA	OH
Men	47	47	47
Women	53	52	52

Age	National	PA	OH
18-44 year olds	41	39	41
45-64 year olds	32	32	32
Seniors 65+	27	29	28

Education	National	PA	OH
High school or less	26	29	32
Some college	41	38	38
4-year college graduates	25	22	21
Post-graduate	8	11	8

Ethnicity	National	PA	OH
White	69	82	82
Black	14	12	14
Hispanic	11	7	4

Party Identification	National	PA	OH
Democrats	45	46	42
Independents	12	8	9
Republicans	43	45	49

Ideology	National	PA	OH
Very liberal	14	11	16
Somewhat liberal	17	21	16
Moderate	35	31	34
Somewhat conservative	22	23	19
Very conservative	12	14	15

Region	National	PA	OH
Northeast	18	100	-
Midwest	22	-	100
South	39	-	-
West	22	-	-